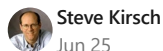




Latest survey shows the COVID vaccines are a disaster: ~750,000 dead in US

In US, ~5M people who got the vaccine are now unable to work and ~750,000 are dead. The rate of heart issues is 6.6%, far more than they claimed. No wonder our government isn't doing these surveys!

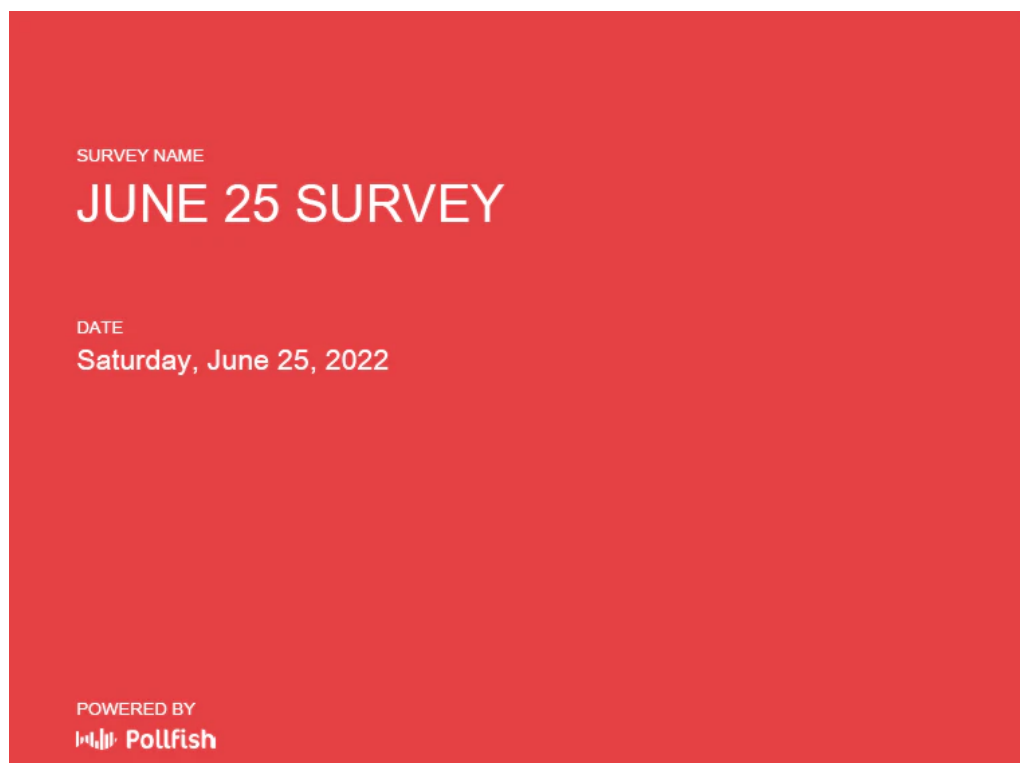


Steve Kirsch

Jun 25

❤️ 633

💬 618



Executive summary

Our latest poll is devastating for the official narrative:

1. a 6.6% rate of heart injury (>10M Americans)
2. 2.7% are unable to work after being vaccinated (>5M Americans),
3. 6.3% had to be hospitalized (>10M Americans)
4. you were more likely to die from COVID if you've taken the vaccine.
5. Almost as many (77.4%) households lost someone from the vaccines as from COVID. If you believe that 1M people in the US have died from COVID, then **this survey indicates that ~750,000 people died from the vaccine** (10.18/13.15*1M) with a 95% confidence of at least 600,000 deaths.

The error bar computation on each question is [here](#).

We will be re-running this with a 5,000 sample size soon which will have smaller error bars. But the key point is that even if we choose the most conservative data points, the survey results are inconsistent with the "safe and effective" narrative.

For example, the CDC hasn't found anyone who has died from the mRNA vaccines and our survey shows at least 600,000 people have died. That's a big gap. **Someone isn't telling you the truth.** Why do we get such a high number every time we run our poll to a different audience?

Anyone can run our poll for \$500 if you don't believe us. I predict nobody in mainstream media will touch this because they don't want to know the truth.

This is a poll that nobody who is pro-vaccine wants you to see.

The poll will be ignored by the mainstream media, even when we rerun it with 8,000 people and get the same results. You can bank on that.

Introduction

We used a professional to draft most of the survey questions and skip logic for our Jun 25 survey.

Here are the key takeaways from the Jun 25 survey. We use "stratified counts" throughout since these are "normalized" based on the US demographics:

1. 380 of the 500 people who took the poll were vaccinated after normalization [Q1]
2. Only 34% of Americans are drinking the Kool-Aid and getting >2 doses [Q1]
3. 2.63% of the households (13.15/500) had someone who died from the COVID virus [Q19]
4. 2.03% [1.7%-2.4%] of the households (10.18[8.6-11.8]/500) reported a death from the vaccine in their household [Q15]. **This is stunning because it shows that the vaccine has killed almost as many people as the COVID virus has.** The authorities say that COVID has killed over 1M people in the US so this suggests that **774,000 people were killed by the vaccine** (10.18[8.6-11.8]/13.15[12.3-14.0]=77.4% [64.2%-90.5%]). How can that be a "safe" vaccine? The 95% confidence intervals say over 600,000 Americans have been killed by the vaccine. **Even if this is overestimated by a factor of 10X, this is devastating for the vaccine narrative.** There is simply no way to spin this. This is why the "fact checkers" and mainstream media will avoid this survey.
5. 2.7% of the people who took the vaccine (10.43/380) are so injured they are unable to work [Q7A2]. **This is a disaster.** So this is 2.7% of the 200M vaccinated people ages 18 and older: **>5M severely injured people who can't work.** I don't know how they will spin this as a positive.
6. 16.7% (63.7/380) of the people who took the vaccine consider themselves vaccine injured [Q2]. So that's **>30M vaccine injured.** I don't know how they will spin this as a positive.
7. The survey shows a **6.6% rate of heart injury** post-vaccine according to the poll (24.97/380 [Q3]). This is stunning because these are of the people taking the survey reporting their own injury. Nobody could know this better than the survey taker. This is 1,000X higher than the CDC told us. Per Gavi, "The CDC researchers estimated there might be a maximum of 70 cases of myocarditis out of a million second doses given to boys ages 12 to 17." How could the CDC underestimate this severe adverse event by 3 orders of magnitude?!?! There is something seriously wrong here. Our survey is well within 1 order of magnitude with other rates we've been told. This represents **13.3M million people** who are seriously injured, probably for life.
8. 9.2% (35/380) of the people who took the vaccine had to seek medical help for their injury. [Q4]. That's **18M doctor visits.**
9. 6.3% (23.83/380) of the people who took the vaccine had to be hospitalized for their vaccine injury [Q5] That's over **12M hospitalizations.**

- 10. 3.7% (18.83/500) of the households had a person with a heart condition due to the vaccine [Q14]. Since there are 123M households, this is **4.5M new heart conditions**. This is a lower estimate than the direct injury above suggesting that people answering this question were answering it for people other than themselves (since otherwise the rate would be higher than the 6.6% direct rate above). So this is another estimate on the number of new heart conditions.
- 11. If you got a COVID infection, it's 17% (36.4/30.98) [Q17] more likely that you were vaccinated, suggesting the vaccine could be making things worse.
- 12. If you died from COVID, it was 72% **more** likely you died **after** getting the vaccine (6.81/3.95) [Q22]. We were told the opposite by the government.
- 13. 46% are planning on getting more vaccines [Q23]. A total of 24.6% of all people are sheep, i.e., even if they are told the vaccine has a good chance of disabling them for life, they will do what the government recommends. These percentages are approximately what is predicted by mass formation theory.
- 14. Most people (65%) believed that the hospital treatments for COVID may be responsible for killing people that they lost to COVID, not COVID [Q20]

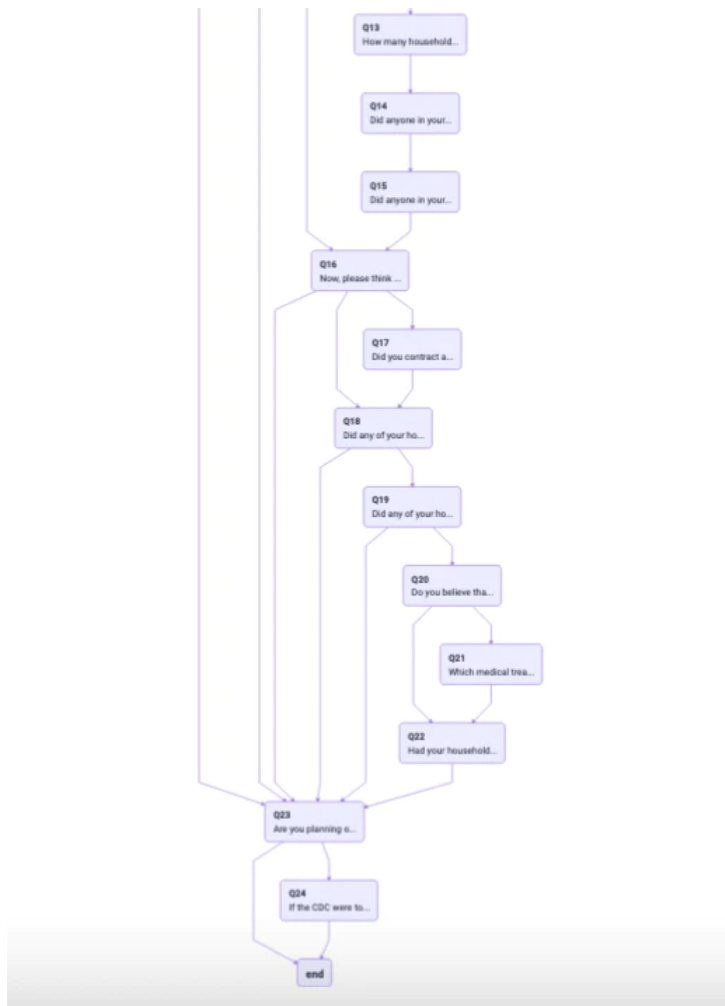
The survey and underlying data

Jun 25 survey

- 1. [Jun 25 Pollfish survey summary](#)
- 2. [Jun 24 Pollfish survey response detail](#)

Here is the skip logic for the Jun 25 survey





Skip logic for June 25 poll

Earlier survey

1. [Jun 24 Pollfish survey summary](#)
2. [Jun 24 Pollfish survey response detail](#)

Latest survey where we broke out the myocarditis rates

1. [Jun 27 Pollfish survey summary](#)
2. [Jun 27 Pollfish survey response detail](#)

Error bars on the numbers

See this [Google sheet for the error bar computations](#).

I put the numbers in for the number of people who died. It's a disaster even if you are on the low end of the error bars: at least 600,000 deaths from the vaccines.

Even if we are off by 10X, the vaccines are a disaster.

Methodology

See [my earlier article](#) for a description. No change. It was done by a professional polling organization. If you start the first question, you're counted. You can't tell anything about the survey from the first question.

The 500 people are chosen at random and designed to represent a cross-section of America.

The poll size is only 500 since these are test runs.

Therefore, the numbers for the final results could be off. I've computed the error bars for each question.

But even if all numbers are a factor of 10 lower, this vaccine is still a complete disaster and should be immediately halted.

Fact checkers welcome

We'll happily do an interactive session where we show you all the data and the poll results so you can verify they weren't tampered with. You can even reach out to Pollfish to verify the survey results are legit. We have nothing to hide.

We'll give you the data files so you can run the poll yourself.

But nobody's going to fact check this because it would just draw attention to it. So they will have to ignore this and pretend it didn't happen. That's what fact checkers do when the facts don't support the narrative they are paid to support.

Next step

We'll adjust some of the questions again and re-run the survey with another 500.

Then we'll increase the size to 5,000 people to reduce the error bars from around 4% to 1%.

We'll have the final results soon, but we already know the results are devastating.

Summary

The bottom line is this: the mainstream media, the medical community, public health officials, members of Congress, CDC, the "fact checkers," or anyone else who is pro-vaccine will never run a poll like this to find out the truth.

They don't want to know the truth and, more importantly, **they don't want you to know the truth either.**

Please share this with all your friends.

And if you aren't a paying subscriber yet and like the work we are doing, please consider subscribing to help support our work.



633 likes

618 Comments

Write a comment...

Craig Murray 21 min ago
 Not too young; I'm 53.
 Reply Give gift Collapse



Number6 1 hr ago · edited 1 hr ago

SADS--poor choice for a new disease to explain breakdown in public health, caused most likely by mandated toxins from global public health authorities.

(The following in jest): Will start up some web sites to explain what's happening, in terms that people and sheep will accept widely. It's an old disease, been percolating for years (coinciding with Event 201, Covid19, vax-frenzy by The Govt., but having nothing to do with any of that)...now clearly affecting a lot of the population. So clearly affecting that we now have to put up a web site.

A disease we now recognize as JOTT (Just One of Those Things). The cause is hard living and modern times, but definitely specifically not spike proteins or engineered viruses.

♡ Reply Give gift Collapse

616 more comments...

Ready for more?

Type your email...

Subscribe

© 2022 Steve Kirsch · [Privacy](#) · [Terms](#) · [Collection notice](#)



Publish on Substack



Get the app

[Substack](#) is the home for great writing